



G Major Scale

Backing & Improvisation

Improvisation Tip:


The 1st, 3rd, 5th notes form the arpeggio (chord notes)
Ending an improvised phrase on one of these notes gives a stronger sound.

RED -

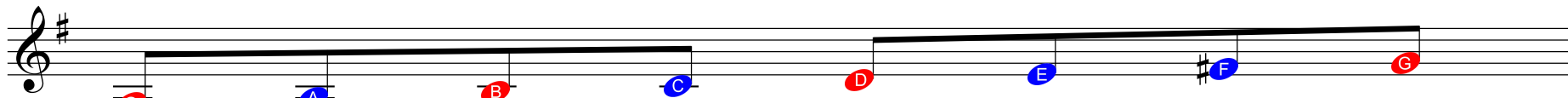
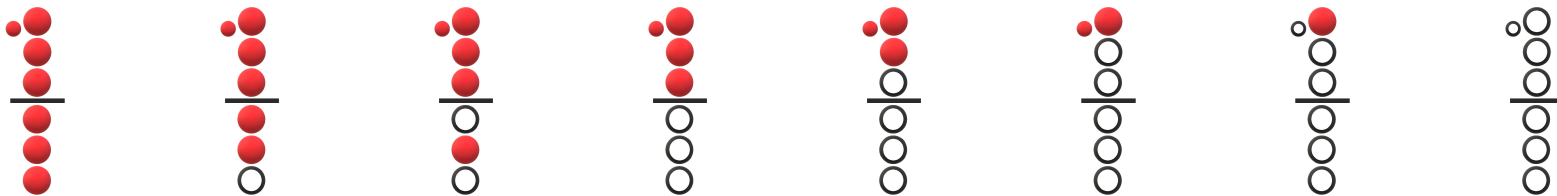
BLUE -

These notes complete the rest of the scale.
Use these as passing notes to connect the chord tones together.

♩ = 85 Funk



(click)



1st(Root)

2nd

3rd


4th

5th

6th

7th

Root



Improvise here! ...

x8